

# Coyote Buttes - Vermillion Cliffs NM

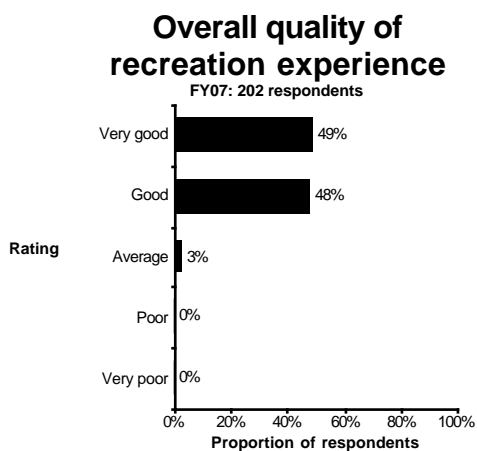
## Visitor Survey

### Introduction

In order for the Bureau of Land Management (BLM) to comply with the Government Performance and Results Act (GPRA), and better meet the needs of the public; a visitor satisfaction survey was conducted at 21 BLM recreation sites in 12 states during fiscal year 2007 (FY07). The survey was developed to measure each site's performance related to BLM GPRA Goal 3.1 - *Provide for a quality recreation experience, including access, and enjoyment of natural and cultural resources on DOI managed and partnered lands and waters;* and Goal 3.2 - *Provide for and receive fair value in recreation.* The information collected during the survey will also help the BLM better serve the public. The survey collected visitor satisfaction data regarding visitor information (i.e., use of maps, signs, brochures), developed facilities, managing recreation use, resource management, BLM staff and customer service, and educational and interpretive materials.

The results of the visitor satisfaction survey conducted at Coyote Buttes - Vermillion Cliffs NM are summarized in this data report. A description of the research methods and limitations can be found on the next page. Below (left) is a graph summarizing visitor opinions of the "overall quality of recreation experience." The satisfaction measure next to this graph is a combined percentage of "good" and "very good" responses. This is the primary performance measure for GPRA Goal 3.1 and should be used for reporting performance for this goal (NOTE: the satisfaction measure may not equal the sum of "very good" and "good" percentages due to rounding).

The response rate for this site survey was 94%. The graph and satisfaction measure summarizing visitor opinions of the "value for fee paid", which is the primary performance measure for GPRA Goal 3.2, can be found on page 9.



FY07 Satisfaction measure: 97%  
Average evaluation score: 4.5

**FY07 GPRA  
Satisfaction Measure**  
Percentage of site visitors satisfied overall with appropriate facilities, services, and recreational opportunities:

**97%**



# Coyote Buttes - Vermillion Cliffs NM

## Research Methods

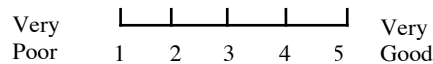


### Understanding the Results

Inside this report are graphs that illustrate the survey results. The report contains 8 categories of data regarding BLM amenities, staff, and services plus selected demographics. Within these categories are graphs for each indicator evaluated by site visitors. For example, the Visitor Information category includes indicators such as “providing useful maps and brochures,” “adequate signs on site for direction,” and so forth. In each category there is a graph entitled “Everything Considered” this graph is the basis for determining visitor satisfaction for each category and GPRA reporting numbers.

Each graph includes the following information:

- The number of visitor responses for the indicator;
- The percentage of responses which were "very good," "good," "average," "poor," and "very poor;";
- A "satisfaction measure" that combines the percentage of total responses which were "very good" or "good;"; and
- An average evaluation score (mean score) based on the following values: very poor= 1, poor= 2, average= 3, good= 4, very good= 5.



- The higher the average evaluation score, the more positive the visitor response
- Graph percentages may not equal 100% due to rounding

### Research Methods

Surveys were distributed to a random sample of visitors at this site during a selected period in FY07. The survey response rate is described on the first page of this report, meaning that 94%% of those randomly sampled responded to the survey. The data reflect visitor opinions about this site's facilities, management, services, educational opportunities, and fees during the survey period. Visitor activities and selected demographics were also captured. A representative sample of the general visitor population were surveyed at selected locations. The results do not necessarily apply to visitors during other times of the year, or visitors who did not visit the survey locations on site.

Returned surveys were electronically scanned and the data analyzed. Frequency distributions were calculated for each indicator and category.

All percentage calculations were rounded to the nearest percent.

The survey response rate is described on the first page of this report. The sample size (n) varies from figure to figure, depending on the number of responses.

Caution is advised when interpreting any data with a sample size of less than 30. In such cases, the word “CAUTION!” is included in the graph. This report excludes any indicator with less than 10 responses.

For most indicators, the survey data are expected to be accurate with in  $\pm 6\%$  with 95% confidence. This means that if different samples had been drawn, the results would have been similar ( $\pm 6\%$ ) 95 out of 100 times.

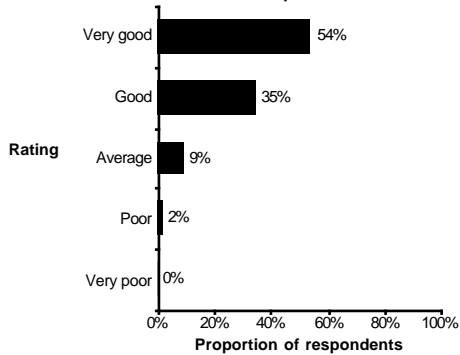
For more information about this survey, contact Jennifer Hoger Russell, BLM Survey Project Coordinator at the University of Idaho Park Studies Unit (208) 885-4806



# Coyote Buttes - Vermillion Cliffs NM Visitor Information

## Providing useful maps and brochures

FY07: 207 respondents

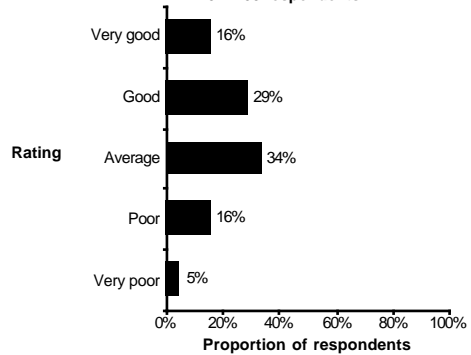


FY07

Satisfaction measure: 89%  
Average evaluation score: 4.4

## Providing adequate signs on site for direction and orientation

FY07: 203 respondents

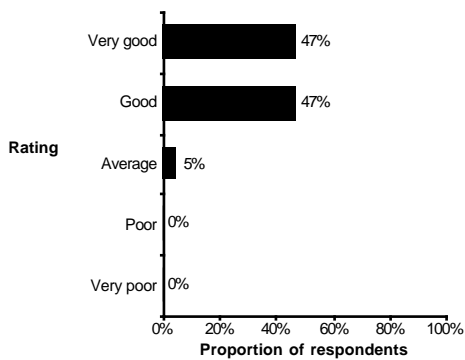


FY07:

Satisfaction measure: 45%  
Average evaluation score: 3.4

## Ensuring public awareness of rules and regulations

FY07: 211 respondents

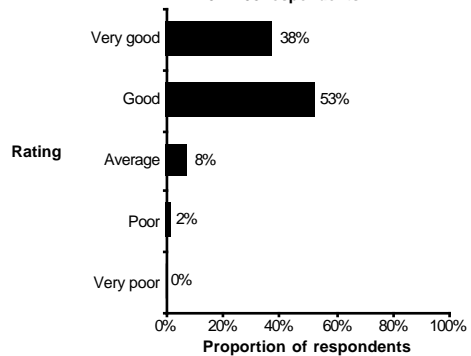


FY07

Satisfaction measure: 94%  
Average evaluation score: 4.4

## Everything considered: quality of BLM visitor information

FY07: 208 respondents



FY07:

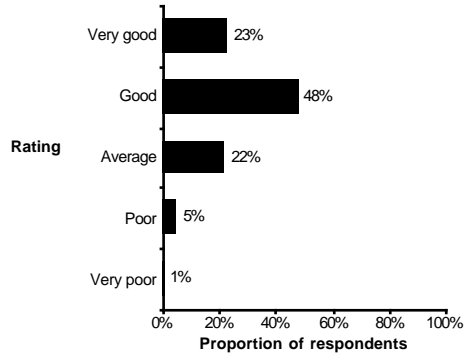
Satisfaction measure: 90%  
Average evaluation score: 4.3

# Coyote Buttes - Vermilion Cliffs NM Developed Facilities



## Maintaining roads for motorized vehicles

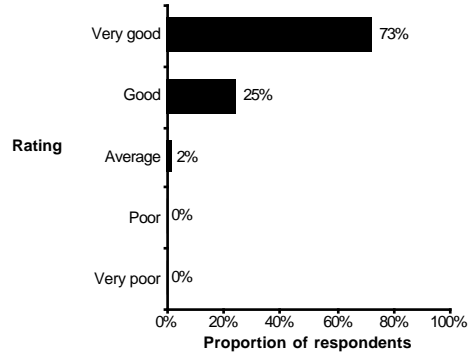
FY07: 208 respondents



FY07 Satisfaction measure: 71%  
Average evaluation score: 3.9

## Maintaining a clean site

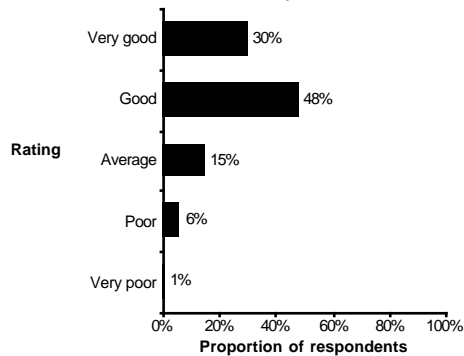
FY07: 209 respondents



FY07: Satisfaction measure: 98%  
Average evaluation score: 4.7

## Maintaining trails for non-motorized use

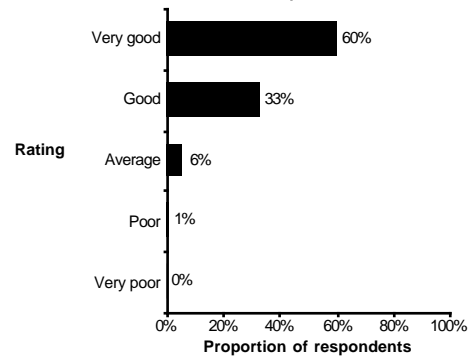
FY07: 177 respondents



FY07 Satisfaction measure: 78%  
Average evaluation score: 4

## Maintaining cleanliness of restrooms and other physical facilities

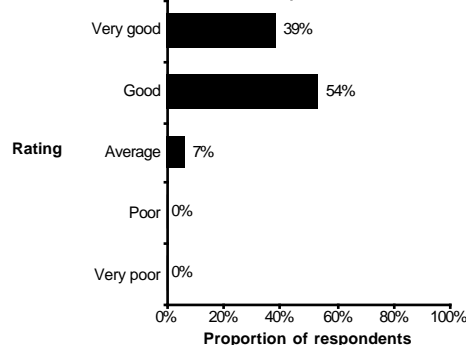
FY07: 194 respondents



FY07: Satisfaction measure: 93%  
Average evaluation score: 4.5

## Everything considered: overall condition of developed facilities

FY07: 207 respondents



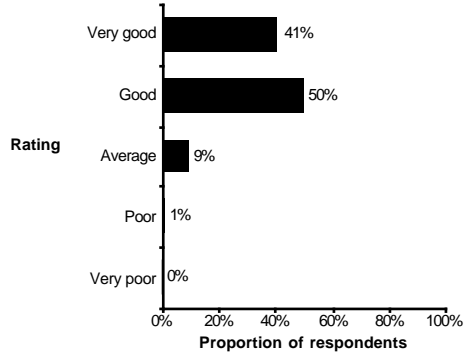
FY07: Satisfaction measure: 93%  
Average evaluation score: 4.3



# Coyote Buttes - Vermillion Cliffs NM Managing Visitor and Recreation Use

## Managing the appropriate use of vehicles

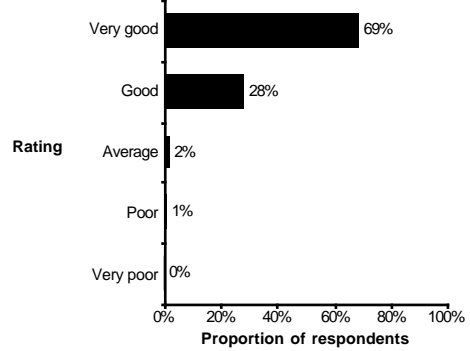
FY07: 164 respondents



FY07 Satisfaction measure: 91%  
Average evaluation score: 4.3

## Managing the number of people

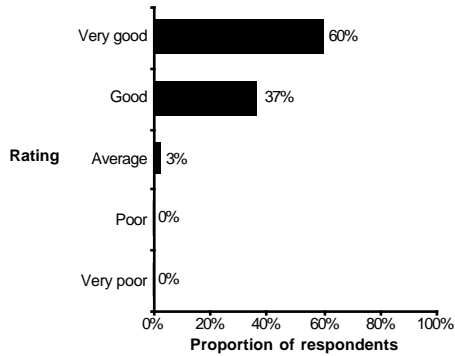
FY07: 207 respondents



FY07: Satisfaction measure: 96%  
Average evaluation score: 4.6

## Keeping noise at appropriate levels

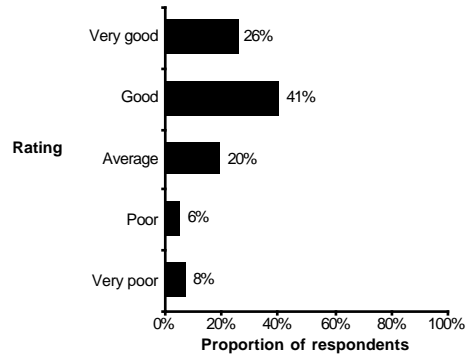
FY07: 176 respondents



FY07 Satisfaction measure: 97%  
Average evaluation score: 4.6

## Providing sufficient law enforcement presence to prevent crime

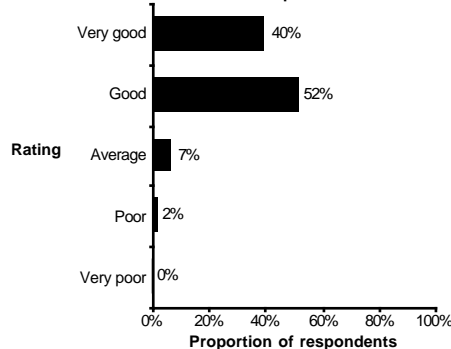
FY07: 116 respondents



FY07: Satisfaction measure: 66%  
Average evaluation score: 3.7

## Everything considered: visitor and recreation management

FY07: 200 respondents

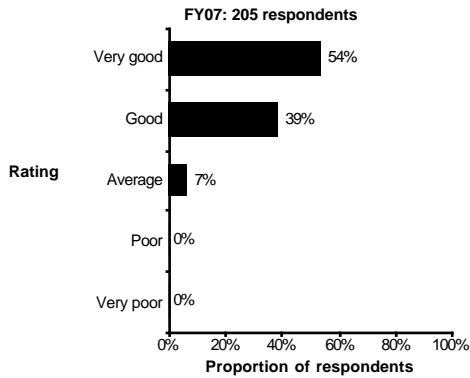


FY07: Satisfaction measure: 92%  
Average evaluation score: 4.3

# Coyote Buttes - Vermillion Cliffs NM Resource Management

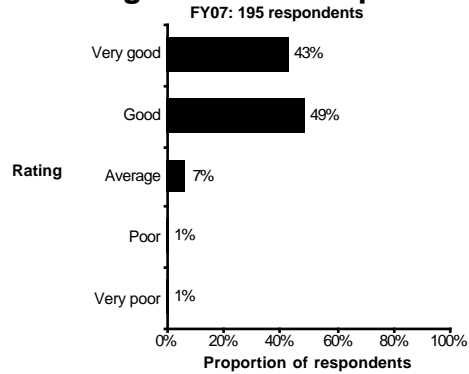


## Adequately protecting the natural resources



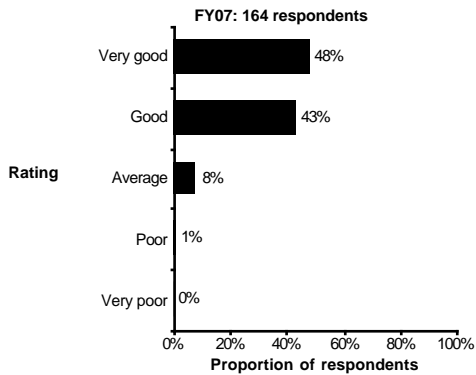
FY07 Satisfaction measure: 92%  
Average evaluation score: 4.4

## Ensuring that visitor activities do not infringe on resource protection



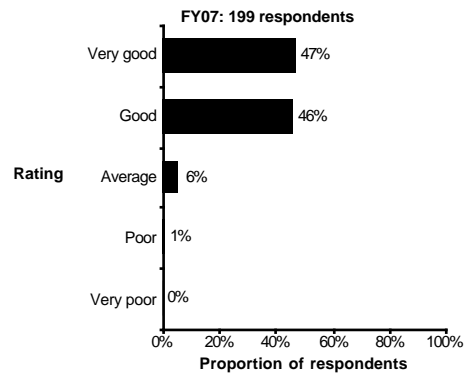
FY07: Satisfaction measure: 92%  
Average evaluation score: 4.3

## Adequately protecting the cultural resources



FY07 Satisfaction measure: 91%  
Average evaluation score: 4.4

## Everything considered: BLM protection of natural and cultural resources



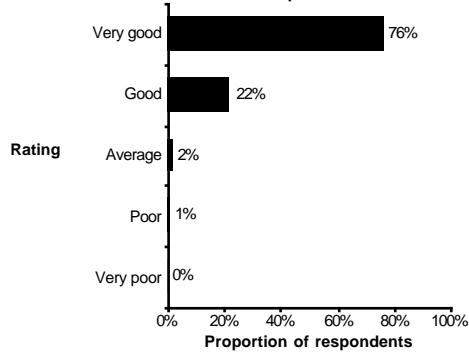
FY07: Satisfaction measure: 93%  
Average evaluation score: 4.4



# Coyote Buttes - Vermillion Cliffs NM BLM Staff and Service

## Staff treated me courteously

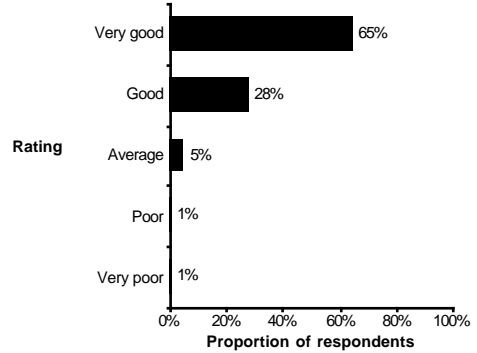
FY07: 176 respondents



FY07 Satisfaction measure: 98%  
Average evaluation score: 4.7

## Staff demonstrated knowledge about the natural and cultural resources in the area

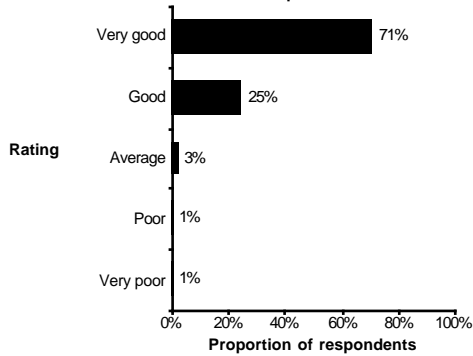
FY07: 147 respondents



FY07: Satisfaction measure: 93%  
Average evaluation score: 4.5

## Staff demonstrated knowledge about recreational opportunities in the area

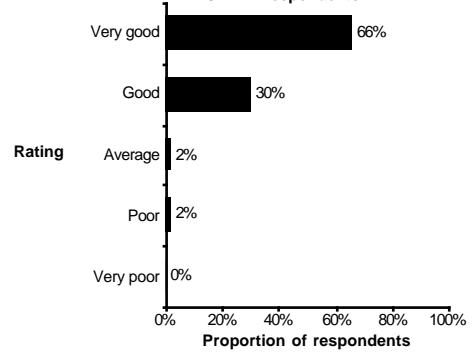
FY07: 155 respondents



FY07 Satisfaction measure: 95%  
Average evaluation score: 4.6

## Everything considered: performance of BLM staff

FY07: 174 respondents



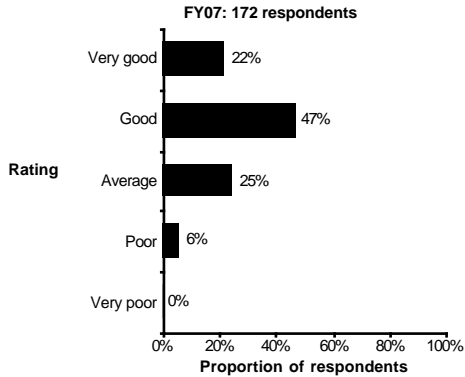
FY07: Satisfaction measure: 96%  
Average evaluation score: 4.6

# Coyote Buttes - Vermillion Cliffs NM

## Providing Educational and Interpretive Material

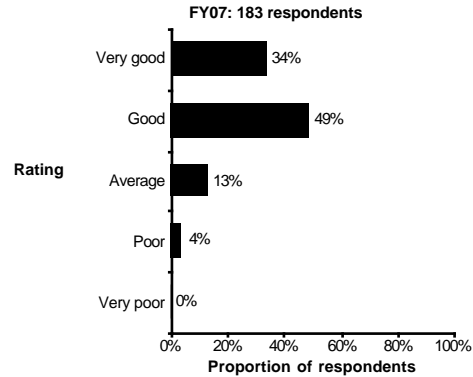


### Providing *quality* educational and interpretive material about the resources at this site



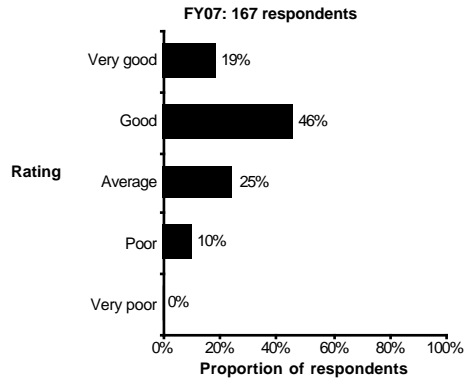
FY07 Satisfaction measure: 69%  
Average evaluation score: 3.8

### Providing stewardship information on how to protect the cultural and natural resources



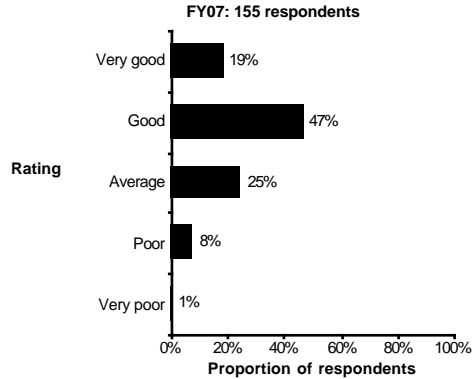
FY07: Satisfaction measure: 83%  
Average evaluation score: 4.1

### Providing a sufficient *quantity* of educational and interpretive materials about the resources at this site



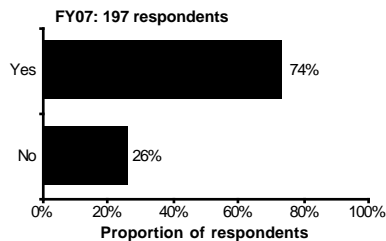
FY07 Satisfaction measure: 65%  
Average evaluation score: 3.7

### Providing information about resource preservation and management in this area

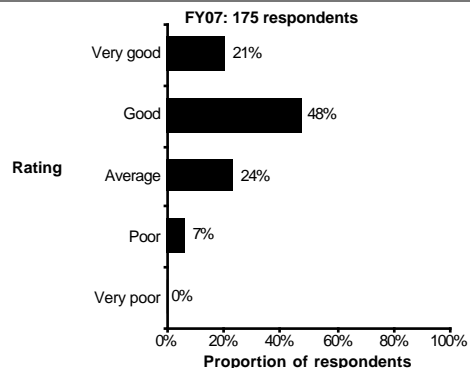


FY07: Satisfaction measure: 66%  
Average evaluation score: 3.8

### Should the BLM provide more educational and interpretive material about this area's resources?



### Everything considered: interpretive and educational program



FY07: Satisfaction measure: 69%  
Average evaluation score: 3.8



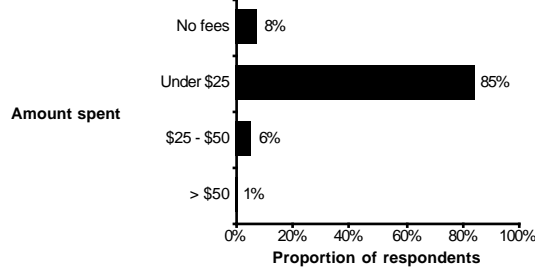


# Coyote Buttes - Vermillion Cliffs NM

## Fees

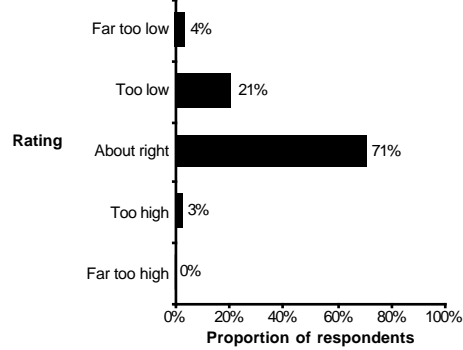
### Total fees paid

FY07: 212 respondents



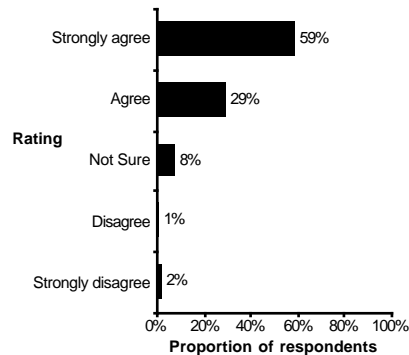
### How appropriate was the fee charged for this site/area?

FY07: 205 respondents



### The value of the recreation opportunity was at least equal to the fee asked to pay.

FY07: 204 respondents



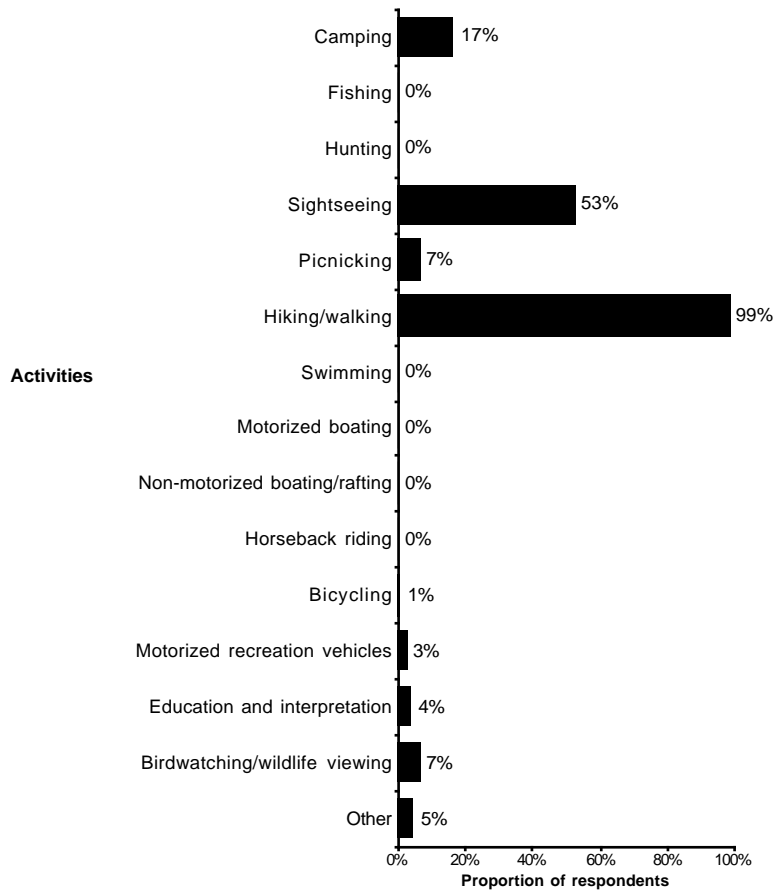
# Coyote Buttes - Vermillion Cliffs NM

## Primary Activities at this Site/Area



### Primary activities

FY07: 208 respondents\*\*



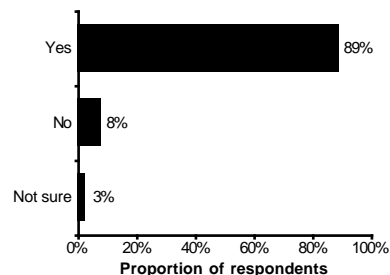
\*\* Percentages do not equal 100 because visitors could choose more than one activity.

## National Landscape Conservation System Site Specific Goal

"As a National Monument, this site's designated purpose is to protect outstanding objects of geological, cultural, and biological significance. Based on what you experienced during your visit, do you think the BLM is achieving this goal?"

### Is the BLM achieving the site specific goal?

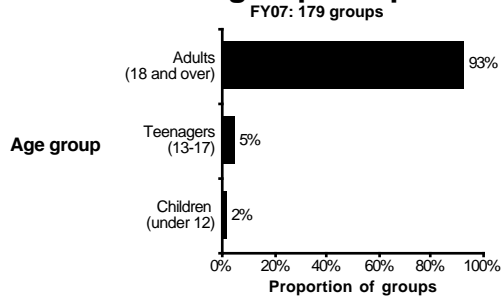
FY07: 184 respondents



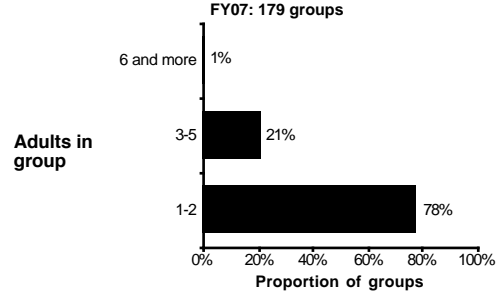


# Coyote Buttes - Vermillion Cliffs NM Demographics

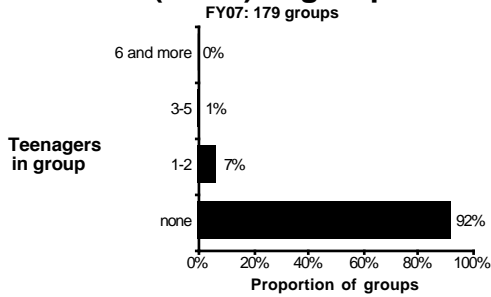
## Visitor group composition



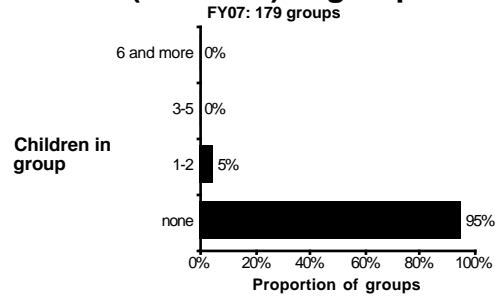
## Number of adults (18 and over) in group



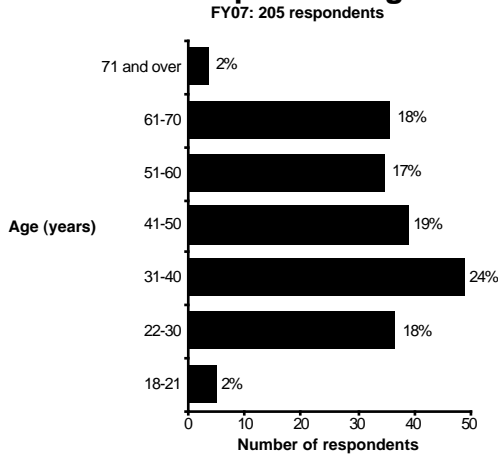
## Number of teenagers (13-17) in group



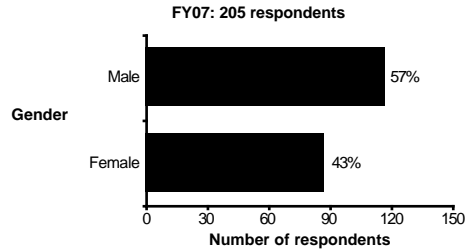
## Number of children (under 12) in group



## Respondent age



## Gender



**University of Idaho**  
Open Space. Open Minds.

**Park Studies Unit**